



VI-85

RFID Integrated Reader

Development Handbook

- The producer has the right to do revisions for hardware, software and manual of product without statement. And this manual is subject to change without notice.
- Specifications and power of this product is subject to standard in origin. Please being sure that voltage is up to requirement, read and learn about safety precautions, especially in open-air installation of outdoor.

1 Content

[OMMAND PARAM.....7](#)

[RETURN DATA.....8](#)

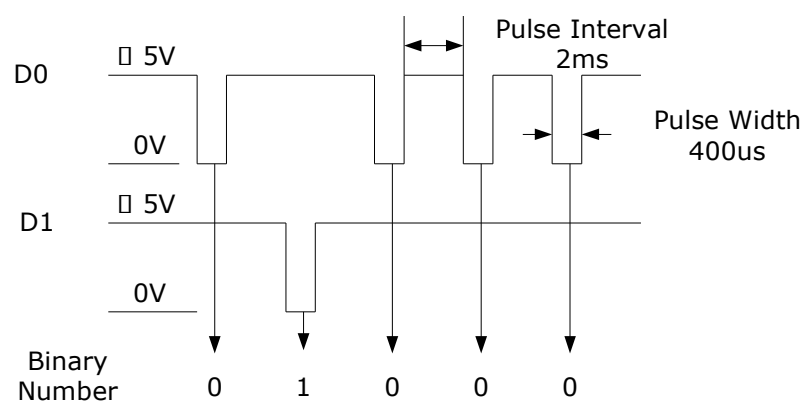
2 Applying development of unilateral communication

2.1 Applying development of unilateral communication

Apply in software development of continuous and spring working mode, upper monitor only need to receive tag ID numbers sent by reader, no need to send reader command.

2.2 Wiegand interface agreement

Wiegand interface transmits unilaterally, can send read card numbers to controller only, but controller can not send signal to reader. Transmittal signal from Wiegand interface is as follows:



At present, export wave type from Wiegand interface is as follows:

- A. A.400us in pulse width, 2.0ms in pulse interval

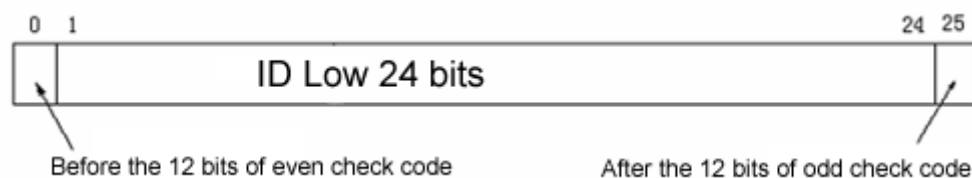
B. 100us in pulse width,1.6ms in pulse interval

C. 1.0ms 50us in pulse width,1.0ms in pulse interval

Wiegand interface has wiegand26 and wiegand34 2types.

2.2.1 Wiegand26 format

Wiegand 26 transmits 26 digits data every time, 24digits of them are efficient. We stipulates correspondent electronic tag ID for these 24 digits,or user defines numbers. Format of transmission is as follows:



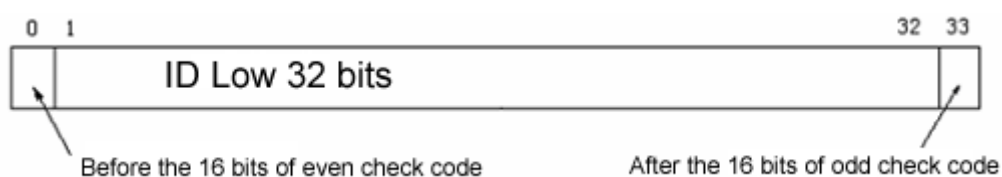
Even: verified data adds parity bit1 is even number.

Odd: Verified data adds parity bit 1 is odd number.

2.3 Wiegand34 format

Wiegand34 transmits 32 digits of efficient data each time,we stipulates electronic tag ID numbers for these 32digits or user self-defines.

Transmission format is as follows:



2.4 RS485 interface agreement

When adopts RS485 interface or 232 interface export data,need to set up communication rate of interface RS485 or 232,output data format of interface RS485 or RS232 is:

Introduction:

| BODY | | | CHECK |
|------|---------------------------------|--|------------------|
| STX | DATA | | BCC |
| 02 | Antenna number(2byte ASCIIcode) | ID number or User-defined Code (8 bytes ASCII) | 03 Check Code |

- A. Symbol of data commence STX=02H,symbol of data ending ETX=03H
- B. DATA is antenna serial numbers(2Byte)+tag Id numbers(8Bytes), length is 10bytes ASCII code. Expression mode of converting hexadecimal notation to be ASCII

Divides data from high to low,every 4 digits in a team,then put value of 4 binary digits in expression of ASCII codes. As value range of 4binary digits is 0H-FH,so converted ASCII code is 30H-39H,41H-46H.For example:data of 32 serial number is 6A90F103H,it is 36H 41H 39H 30H 46H 31H 30H 33H after converting to be ASCII codes. Antenna number 1(ASCII CODE) is (30H 31H),antenna number 2(ASCII code) is (30H 32H).

3 Serial port intercommunication agreement

2 ways for application development:

1. Use control code of intercommunication to operate reader directly.
2. Use matched SDK software with reader, adjust API function to operate reader.

3.1 Summarize

In RFID application system, reader is connected with control (PC) via RS232 port , and receives commands from control, then returns the result that the commands are performed, to control. Therefore, we name Data Communications Packet which sends commands from control to reader, to be Command Packet, and name that which sends results from reader to control, to be Return Packet.

3.1.1 Command packet format without address

| | | | | |
|----------|--------|---------|--------------------|----------|
| BootCode | Length | Command | Command Parameters | CheckSum |
|----------|--------|---------|--------------------|----------|

Like photo above, command packet composes of 5 parts:

Boot Code: 1byte, fixed to be 40H

Length: including effective length, 1byte.The length is total bytes of lateral 3 parts.

Command: command code, 1byte

Command Parameters: command parameter, length is changing with command.

Checksum: Checksum, 1byte, is all bytes from bootcode to command param discard patch code.

3.1.2 Command packet format with address

| BootCode | Length | Command | Address | Command Param | Checksum |
|----------|--------|---------|---------|---------------|----------|
|----------|--------|---------|---------|---------------|----------|

Like photo above, command packet composes of 5 parts:

BootCode: 1byte, fixed to be 40H

Length: including effective length, 1byte.The length is total bytes of lateral 3 parts.

Command: command code, 1byte

Reader address, 1-254, 0 and 255 is broadcasting address.

Command Param: command parameter, length is changing with command.

Checksum, 1byte, is all bytes from bootcode to command param discard patch code.

3.1.3 Command packet format without address

| | | | | |
|----------|--------|---------|-------------|----------|
| BootCode | Length | Command | Return Data | CheckSum |
|----------|--------|---------|-------------|----------|

Like photo above, command packet composes of 5 parts:

BootCode: when executes command correctly, return packet is F0H, when command fails to execute, leading code of return packet is F4H, 1byte

Length: including effective length, 1byte. The length is total bytes of lateral 3 parts.

Command: Command code, 1byte, same to received command code, is reaction of return packet.

Return data: returns command and executes result, length is changing with command.

Checksum: 1byte, is all bytes from bootcode to command param discard patch code.

3.1.4 Command packet format with address

| | | | | | |
|----------|--------|---------|---------|-------------|----------|
| BootCode | Length | Command | Address | Return Data | sumcheck |
|----------|--------|---------|---------|-------------|----------|

Like photo above, command packet composes of 5 parts:

BootCode: 1byte, fixed to be 40H

Length: including effective length, 1byte. The length is total bytes of lateral 3 parts.

Command: command code, 1byte

Address: Reader address, 1-254, 0 and 255 is broadcasting address.

Command Param: command parameter, length is changing with command.

Checksum: Checksum, 1byte, is all bytes from bootcode to command param discard patch code.

3.1.5 Error code

When fails to execute command, bootcode of return packet is F4H, and return data is wrong code of 1 byte. Usual error code is:

| | |
|----------|--|
| 00(00H) | command success or test correct |
| 01(01H) | connection antenna failure |
| 02(02H) | fail to check tag |
| 03(03H) | illegal tag |
| 04(04H) | read write power is inadequate |
| 05(05H) | write protection in this area |
| 06(06H) | check and error |
| 07 (07H) | parameter mistake |
| 08 (08H) | non-exsite data area |
| 09 (09H) | wrong password |
| 10 (0AH) | killed password can't be 0 |
| 11(0BH) | when reader is active ,the command is illegal. |
| 12(0CH) | wrong matched password illegal user |
| 13(0dH) | RF disturb from external |
| 14 (0EH) | tag read protection |

| | |
|---------|---|
| | |
| 30(1EH) | Invalid order,say wrong parameter order |
| 31(1FH) | unknown order |
| 32(20H) | other mistakes |
| | |

3.1.6 For example

For example: set up baud rate of reader to be 9600bps, command packet is 40H 03H 01H 04H B8H, there into :

| | |
|-----|--------------------------------------|
| 40H | Lead code |
| 03H | including effective length is 3bytes |
| 01H | set command code of reader baud rate |
| 04H | 9600bps represents 9600bps |
| B8H | checksum |

Is $40H+03H+01H+04H=48H$'s patch code

If executes correctly, return packet is F0H 02H 01H 0DH

If execute wrongly, return packet can be F4H 03H 01H 1FH E9H

3.2 Control command format of serial

3.2.1 SetBaudRate()

Function: set operating baud rate for interface of RS232.

Latest communication rate of interface RAS232 is 9600bps after reader loads new procedure. When reader received the order,it resets baud rate of interface according to command parameter. Whatever power supply of reader is closed or not,the performance rate will keep same to next reset.

Command code: 01H

Command parameter: 1byte BPS, value: 00H-08H, represents:

| | |
|-----|-----------|
| 04H | 9600bps |
| 05H | 19200bps |
| 06H | 38400bps |
| 07H | 57600bps |
| 08H | 115200bps |

Command packet: 40H 03H 01H BPS Checksum

Rebound data: If order executes right, return data is empty.

F0H 02H 01H 0DH

Command format with reader address

Command code: 01H

Reader address parameter: address

Command parameter: 1byte of BPS, valued: 00H-08H, represents:

| | |
|-----|-----------|
| 04H | 9600bps |
| 05H | 19200bps |
| 06H | 38400bps |
| 07H | 57600bps |
| 08H | 115200bps |

With address command packet: 40H 04H 01H address BPS CheckSum

Return data: If command executes right, return data is empty.

With address command packet: F0H 03H 01H address CheckSum

3.2.2 Get ReaderVersion()

Function: gets version numbers from hardware and software of reader.

Command code: 02H

Command parameter: none

command packet: 40H 02H 02H BBH

Return data: If order executed right, then data part in return packet is version number in 4bytes

| | |
|-------|---------------------------|
| Byte0 | chief edition of hardware |
| Byte1 | hypo edition of hardware |
| Byte2 | chief edition of software |
| Byte3 | hypo edition of software |

For example: If type of reader is 1102, edition numbers of software is V1.5, then return packet is:

F0H 06H 02H 0BH 02H 01H 05H DDH

Format of command with address

Command code: 02H

Parameter of reader address

Command parameter: none

Command packet: 40H 03H 02H address CheckSum

Return data: If order executes right, then data part in return packet is version number in 4bytes

| | |
|-------|---------------------------|
| Byte0 | chief version of hardware |
| Byte1 | hypo-version of hardware |
| Byte2 | chief version of software |
| Byte3 | hypo version of software |

For example: If type of reader is 1102, edition numbers of software is V1.5, then return packet is:

☐F0H 07H 02H address 0BH 02H 01H 05H CheckSum☐

3.2.3 SetOutputPower()

Function: set output power coefficient of reader. It takes effect after reader sets new output power, will keep it same till reset, whatever power supply is closed or not.

Command code: 04H

Command parameter: 1 byte of P, expresses power cost, valued 0-160.

command packet: ☐40H 03H 04H P CheckSum☐

Return data: If order executes right, return data is empty.

☐F0H 02H 04H 0AH☐

Command format with reader address

Command code: 04H

Address parameter of reader.

Command parameter: 1 byte P, expresses power cost, values 0-160.

Command packet: ☐40H 04H 04H address P CheckSum☐

Return data: If order executes right, return data is empty.

☐F0H 03H 04H address CheckSum☐

3.2.4 SetFrequency ()

Function: set output power coefficient of reader. It takes effect after reader sets new output power, will keep it same till reset, whatever power supply is closed or not.

Command code: 05H

Command parameter: 2bytes, byte1 expresses origination frequency fmin, costs 1-63, byte2 expresses ending frequency fmax, values 1-63. If fmin > fmax, it expresses reader works according to jump frequency, range fmin-fmax. If fmin = fmax, it expresses reader works in mode of fixed frequency, frequency is fmax.

command packet: 40H 04H 05H fmin fmax CheckSum

Return data: If command executes right, return data is empty.

F0H 02H 05H 09H

Command format with reader address

Command code: 05H

Reader address parameter

Command parameter: 2bytes, byte1 expresses origination frequency fmin, costs 1-63, byte2 expresses ending frequency fmax, values 1-63. If fmin > fmax, it expresses reader works according to jump frequency, range fmin-fmax. If fmin = fmax, it expresses reader works in mode of fixed frequency, frequency is fmax.

command packet: 40H 05H 05H address fmin fmax CheckSum

Return data: If command executed right, return data is empty.

␣F0H 03H 05H address CheckSum␣

3.2.5 ReadParam()

Function: operating parameter of command read from reader.

Command code: 06H

Command parameter: none

command packet: ␣40H 02H 06H B8H␣

Return data: If succeed, data part of return packet is 32 digits pam for command setting.

␣F0H 22H 06H PAM CheckSum␣

Command format with reader address

Command code: 06H

Parameter of reader address

Command parameter: none

command packet: ␣40H 03H 06H address CheckSum␣

Return data: If succeed, data part of return packet is 32 digits pam for command setting.

␣F0H 23H 06H address PAM CheckSum␣

3.2.6 WriteParam ()

Function: set basic operating parameter of serial port baud rate, launch frequency, and output power

Command code: 09H

Command parameter: parameter in 32 bytes.

command packet: 40H 22H 09H PAM CheckSum

Return data: If order executed right, return data is empty. If succeed, data part of return packet is 32 digits pam for command setting.

Command format with reader address F0H 02H 09H 05H

Command code: 09H

Address parameter of reader

Command parameter: parameter in 32 digits

Command packet: 40H 23H 09H address PAM CheckSum

Return data: If order executed right, return data is empty. If succeed, data part of return packet is 32 bytes pam for command setting.

F0H 03H 09H address CheckSum

32bytes parameter (1parameter1byte) :

- 1) communication rate of Serial port, values 00H-08H, represents rate and order default is 07H

- 2) Launch power, values: 30-160
- 3) Origination of transmitting microwave signal frequency, default is : 1-63
- 4) Antenna options (default 1)

| | |
|---|-------------------------------------|
| 1 | choose antenna in interface of ANT1 |
| 2 | choose antenna in interface of ANT2 |
| 4 | Express antenna in interface ANT3 |
| 8 | Express antenna in interface ANT4 |

- 5) Set operating mode of reader (default 2)

| | |
|---|--------------|
| 0 | timing mode |
| 1 | spring mode |
| 2 | command mode |
| 3 | timing mode2 |

- 6) Set reading alternation (default 0): when operation in timing, intermission time of reading.

| | |
|---|------|
| 0 | 10ms |
| 1 | 30ms |
| 2 | 50ms |

- 7) Set output mode of card numbers (default 0): read same card numbers for a long time, check if outputs every time.

| | |
|---|--|
| 0 | Direct output: outputs in each time. |
| 1 | Standard output: 2mins in intermission |

- 8) Sets spring mode (default 0): when operation, choose for rising or decline.

| | |
|---|-----------------------|
| 0 | Low electrical level |
| 1 | high electrical level |

- 9) Set card number address of storage in electronic tag (default is 0)

| | |
|---|-------------------|
| 0 | numbers of tag |
| 1 | user defined card |

| | |
|--|--------|
| | number |
|--|--------|

10) Set if need to determine validity of card (default 0)

| | |
|---|-----|
| 0 | no |
| 1 | yes |

11) Set output interface and format of tag number(default 0)

| | |
|---|---|
| 0 | Adopts format of wiegand 26, exports card numbers from wiegand interface. |
| 1 | Adopts format of wiegand34, exports card numbers from wiegand interface. |
| 2 | Exports card numbers from RS485 interface. |
| 3 | Export card numbers from RS232 interface. |

12) Set most read amount, (default 2).

13) Adjust depth, values 30-160

14) types of tag: default is 01H

| | |
|-----|-------------|
| 01H | ISO18000-6B |
| 02H | EPCC1 |
| 04H | ISO18000-6C |
| 08H | ISO18000-6D |

03H expresses to read ISO18000-6B and EPCC1 tag at the same time analogy.

15) Wiegand interface exports impulse width, default 40.

16) Export impulse alternation of wiegand, default 200.

17) Set output card numbers at origination, values 0-4, default 0

18) Frequency t, termination of sending microwave signal, values: 1-63 (default 63)

19) ISO18000-6D tag data pages and duration of reading, 4Bits high is data pages, 0 expresses no data page, 1-2 expresses with 1 or 2 page data, low

4bits is duration time:0-5ms,1-10ms,2-20ms,3-30ms,...,16-160ms.default is 14H.

20) Standard output termination; default is 120s, 1-255.

21) function of byte is as follows:

| Bit sequence | Bit 7 | Bit 6 | Bit 5 | Bit 4 | Bit3 | Bit2 | Bit1 | Bit0 |
|--------------|-------|-------|-------|-------|---|---------------------------|--|-------------------------------------|
| function | - | - | - | - | 1:network building 0:no network building | 1:high gain 0:low gain | 1:collection reader 0:non-collection reader | 1:enable buzzer 0:disable buzzer |

22) Address of reader: 0 and 155 is broadcasting address, all readers execute when receive orders or export ID actively, 1-254 is reader personal address, reader executes when receives corresponding order to its own address.

23) 30 reservation

31) Emission model

| | |
|---|---------------------------------------|
| 0 | expresses mode of receive and sending |
| 1 | expresses sending mode |

Definition of sending mode: sending RF instantly.

32) Confection set

| | |
|---|--------------------------------|
| 0 | expresses no confection signal |
| 1 | expresses confection signal |

3.2.7 SetAntenna()

Function: choose antenna to receive and send signal

Command code: 0AH

Command parameter: 1byte is chosen to be antenna no.

| | |
|---|--------------|
| 1 | no.1 antenna |
| 2 | no.2 antenna |
| 4 | no.3 antenna |
| 8 | no.4 antenna |

Command packet: 40H 03H 0AH No CheckSum

Return data: if command executed right, data in return packet is empty

F0H 02H 0AH 04H

Instruction format with reader address

Command code: 0AH

Address parameter of reader

Command parameter: 1byte is chosen to be antenna no.

| | |
|---|--------------|
| 1 | no.1 antenna |
| 2 | no.2 antenna |
| 4 | no.3 antenna |
| 8 | no.4 antenna |

Command packet: 40H 04H 0AH address No CheckSum

Return data: if command executed right, return data is empty.

F0H 03H 0AH address CheckSum

3.2.8 Reboot()

Function: reboot reader, same to renew electricity after electricity is off.

Command code: 0EH

Command parameter: none

command packet: 40H 02H 0EH B0H

Return data: if succeed, return packet is empty.

Command format with reader address: F0H 02H 0EH 00H

Command code: 0EH

Address parameter of reader

Command parameter: none

Command packet: 40H 03H 0EH address CheckSum

Return data: if succeed, return packet is empty.

F0H 03H 0EH address CheckSum

3.2.9 SetRelay()

Function: set state of reader and relay

Command code: 03H

Command parameter: 1byte

| | |
|--------|-------------------------|
| Bit0=1 | no1relay close |
| Bit0=0 | No1 relay disconnection |
| Bit1=1 | No2relay close |
| Bit1=0 | No2 relay disconnection |

Analogy

command packet: 40H 03H 03H K CheckSum

Return data: if succeed, return packet is empty.

F0H 02H 03H 0BH

Address parameter of reader

Command code: 03H

Address parameter of reader

Command parameter: 1byte

| | |
|--------|-------------------------|
| Bit0=1 | no1relay close |
| Bit0=0 | No1 relay disconnection |
| Bit1=1 | No2relay close |
| Bit1=0 | No2 relay disconnection |

Analogy

command packet: 40H 04H 03H address K CheckSum

Return data: if succeed, return packet is empty.

F0H 03H 03H address CheckSum

3.2.10 SetReaderTime()

Function: set reader time

Command code: 11H

Command parameter: 5bytes: year yy/month mm/daydd

Command packet: 40H 08H 11H yy mm dd hh ff ss CheckSum

Return data: if succeed, return packet is empty.

F0H 02H 11H FDH

Command format with reader address

11H command code: 11H

Address parameter of reader

Command parameter: none

command packet: 40H 09H 11H address yy mm dd hh ff ss
CheckSum

Return data: if succeed, return packet is empty.

F0H 03H 11H address CheckSum

3.2.11 GetReaderTime()

Function: get read time

Command code: 12H

Command parameter: none

Command packet: 40H 02H 12H ACH

Return data: If succeed, return data is rear, month, day, hour, min

F0H 08H 12H yy mm dd hh ff ss CheckSum

Command format with reader address

Command code: 12H

Address parameter of reader

Command parameter: none

command packet: 40H 03H 12H address CheckSum

Return data: If succeed, return data is rear, month, day, hour, min

F0H 09H 12H address yy mm dd hh ff ss CheckSum

3.2.12 AddLableID()

Function: increase new list based before one for reader

Command code: 13H

Command parameter: 1byte list M (S8), 1byte 1D or EPC length LEN, M pcs
ID or EPC data

Command packet: 40H 4+M*LEN 13H M LEN DATA CheckSum

Return data: If succed, return data is empty

F0H 02H 13H FBH

Instruction format with reader address

Command code: 13H

Address parameter of reader

Command parameter: 1byte list M (S8), 1byte 1D or EPC length LEN, M pcs
ID or EPC data

Command packet: 40H 5+M*LEN 13H address M LEN DATA
Checksum

Return data: If succed, return data is empty

F0H 03H 13H address CheckSum

3.2.13 DeLableID()

Function: delete list based on before for reader

Command code: 14H

Command parameter: 1byte list M (S8), 1byte 1D or EPC length LEN, M pcs
ID or EPC data

Command packet: 40H 4+M*LEN 14H M LEN DATA CheckSum

Return data: If succed, return data is empty

F0H 02H 14H FAH

Instruction format with reader address

Command code: 14H

Address parameter of reader

Command parameter: 1byte list M (S8), M=0 expresses to dete all list in
reader.

Command packet: 40H 5+M*LEN 14H address M LEN DATA CheckSum

Return data: If succeed, return data is empty

F0H 03H 14H address CheckSum

3.2.14 GetLableID()

Function: read stored white list in reader

Command code: 15H

Command parameter: 2byte of origination list serial number SADDR, 1byte list number M (≤ 8)

Command packet: 40H 05H 15H SADDR M CheckSum

Return data: if succeed, return packet will be defined as follows:

F0H 4+N*LEN 15H N LEN N*LABEL CheckSum

Note: N(sm) is rebound list, LEN is tag ID and EPN byte length, LABEL is LEN bytes list ID or EPC.

If record non-exsit, rebound packet is defined as follows:

F0H 04H 15H 00H 00H F7H

Address parameter of reader

Command code: 15H

Command parameter: 2bytes, original list serial SADDR, 1byte list M (S8)

Command packet: 40H 06H 15H address SADDR M CheckSum

Rebound data: If succeed, rebound packet will be defined as follows:

⌈F0H 5+N*LEN 15H address N LEN N*LABEL CheckSum⌋

Note: N(sm) is rebound list, LEN is tag ID and EPN byte length, LABEL is LEN bytes list ID or EPC.

If record non-exsit, rebound packet is defined as follows:

⌈F0H 05H 16H address 00H 00H CheckSum⌋

3.2.15 GetRecord ()

Function: read stored tag records in reader.

Command code: 16H

Command parameter: 6bytes, starting time STIMG, 6bytes ending time ETIME, 2bytes origination record serial no SADDR, 1byte register digits M (≤ 8)

Command packet:⌈40H 11H 16H STIME ETIME SADDR M CheckSum⌋

Rebound data: If succeed, rebound packet will be defined as follows:

⌈F0H 4+N*LEN 16H N LEN N *RECORD CheckSum⌋

Note: RECORD is 6bytes time+1byte antenna number+Lbytes tagID or EPC.Len is record length=7+L

For example: antenna 3 values 3

If record non-exsited, rebound packet will be defined as follows:

␣F0H 04H 16H 00H 00H F6H␣

Command format with reader address

Command code: 16H

Address parameter of reader

Command parameter: 6bytes, starting time STIME, 6bytes ending time ETIME, 2bytes starting record serial number SADDR, 1byte record serial M (S8)

Command packet: ␣40H 12H 16H address STIME ETIME SADDR M CheckSum␣

Return dat: if succeed, return packet will be defined as follows:

␣F0H 5+N*LEN 16H address N LEN N *RECORD CheckSum␣

Note: RECORD is 6bytes time+1byte antenna number+Lbytes tagID or EPC.Len is record length=7+L

For example: antenna 3 values 3

If record non-exsited, rebound packet will be defined as follows:

␣F0H 05H 16H address 00H 00H CheckSum␣

3.2.16 DelRecord()

Function: delte all stored tag records in reader

Command code: 17H

Command packet: 40H 02H 17H B7H

Rebound data: if succeed, rebound packet is empty in data

F0H 02H 17H F7H

Command format with reader address

Command code: 17H

Address parameter in reader

command packet: 40H 03H 17H address CheckSum

Rebound data: if succeed, data of rebound is empty

F0H 03H 17H address CheckSum

3.2.17 SetReaderNetwork()

Function: set reader address in network

Command code: 30H

Command parameter: 14bytes parameter.IP (4Bytes) +port (2bytes)
+MASK (4bytes) +gateway (4bytes)

Command packet: 40H 10H 30H IP PORT MASK Gateway CheckSum

Rebound data: if succeed, rebound packet is empty in data part.

F0H 02H 30H DEH

3.2.18 GetReaderNetwork()

Function: get reader network.

Command code: 31H

Command parameter: none

command packet: 40H 02H 31H 8DH

Rebound data: if succeed, data part in rebound packet is empty.IP (4Bytes)
+PORT (2Bytes) +MASK (4Bytes) +GATEWAY (4Bytes).

F0H 10H 31H IP PORT MASK Gateway CheckSum

3.2.19 SetReaderMAC()

Function: set reader network MAC.

Command code: 32H

Command parameter: 6 bytes parameter MAC

Command packet: 40H 08H 32H MAC CheckSum

Rebound data: if succeed, data part in rebound packet is empty.

F0H 02H 32H DBH

3.2.20 GetReaderMAC()

Function: get reader network MAC

Command code: 33H

Command parameter: none

command packet: 40H 02H 33H 8B

Rebound data: If succeed, data part in rebound packet is 6 bytes MAC

F0H 08H 33H MAC CheckSum

3.3 Command format of Serial read-write tag

3.3.1 Rear-write ISO18000-6B

command format

To electronic tag, storage capacity inlay is 2048bits, which divides into 256bytes. There is an address to each byte, correspondent from 0-255.

Thereinto:

- Address 0-7 eight words (64bits): tag ID numbers, fixing when products come out, can not be amended.
- Address 8-223 user information storage area, can be self distributed.
- Address 224-255 write protection bytes.

3.3.1.1 ReadLabelID()

Function: list existed recognized tag ID under range of antenna radiation

Command code: FEH

Command parameter: none

command packet: 40H 02H FEH C0H

Rebound data: If succeed, bytes of rebound data part=number of all list tag
M (1 byte) + (tag numberof sent out L (≤ 8))*8(ID) data.

F0H 3+L*8 FEH M L*8 CheckSum

Instruction format with reader address

Command code: FEH

Address parameter in reader

Command parameter: none

command packet: 40H 03H FEH address CheckSum

Rebound data: If succeed, bytes of rebound data part=number of all list tag
M (1 byte) + (tag numberof sent out L (≤ 8))*8(ID) data.

F0H 4+L*8 FEH address M L*8 CheckSum

3.3.1.2 **ListIDReport()**

Function: get electronic tag ID (already passes rfs_list order) from reader
EMS memory.

Command code: FDH

Command parameter: 2bytes, first byte begins from ADDR, second byte is
tag number L (≤ 8)

Command packet: 40H 04H FDH ADDR L CheckSum

Rebound data: If succeed, part bytes from rebound data= (tag number*8(ID))

F0H 2+L*8 FDH L*8 CheckSum

Command format with reader address

Command code: FDH

Address parameter in reader

Command parameter: 2bytes, first byte begins from ADDR, second byte is tag number L (<=8)

command packet: 40H 05H FDH address ADDR L CheckSum

Rebound data: If succeed, part bytes from rebound data=(tag number*8(ID))

F0H 3+L*8 FDH address L*8 CheckSum

3.3.1.3

ListSelectedID()

Function: list existed recognized tag ID under range of antenna radiation

Command code: FBH

Command parameter 1: 1byte is optional tag condition SEL.

| | |
|----|-----------|
| 00 | equal |
| 01 | not equal |
| 02 | than |
| 03 | Less than |

Command parameter 2:1byte is origination address ADDR of tag data, values 0-223

Command parameter3:1byte is data mask; bit of it is corresponding to a comparable word.

| | |
|---|---------------------------------|
| 0 | This byte is not for comparison |
| 1 | This byte is for comparison |

Command parameter 4:8byte is comparable data.

Command packet: 40H 0DH FBH SEL ADDR MASK DATA CheckSum

Rebound data: if succeed, rebound data part bytes=listed numberd of read tagM (1byte) + (transmitted tag numberL (≤ 8)*8(ID))

F0H 3+L*8 FBH M L*8 CheckSum

Command format with reader address

Command code: FBH

Address parameter in reader

Command parameter1:1byte is optional tag condition SEL.

| | |
|----|-----------|
| 00 | equal |
| 01 | not equal |
| 02 | than |
| 03 | Less than |

Command parameter 2:1byte is tag data origination address ADDR, values 0-223

Command parameter3:1byte is data mask; bit of the byte is corresponding to a comparable byte.

| | |
|---|---------------------------------|
| 0 | This byte is not for comparison |
| 1 | This byte is for comparison |

Command parameter: 8byte is comparable data.

command packet: 40H 0EH FBH address SEL ADDR MASK DATA
CheckSum

Rebound data: if succeed, rebound data part bytes=listed numberd of read
tagM (1byte) + (transmitted tag numberL (<=8)*8(ID))

F0H 4+L*8 FBH address M L*8 CheckSum

3.3.1.4 **ReadByteBlock()**

Function:read data in tag.ISO18000 elctronic tag is with memory capacity of
2048bits,256byte,byte address user can read is 0-223.length of data
module takes byte as unit,stipulates 32byte can be read each time.

Command code: F6H

Command parameter: 8byte ID, I byte expresses origination address;
values 0-223,1byte expresses module length, values 1-32.

Command packe: 40H 0CH F6H id aa nn CheckSum

Rebound packet: If succeed, rebound data divides nn byte

F0H nn+2 F6H xx xx CheckSum

Instruction format with reader address

Command code: F6H

Address parameter in reader

Command parameter: 8byte ID, 1 byte expresses origination address, values 0-223, 1byte expresses module length, values 1-32.

Command packet: 40H 0DH F6H address id aa nn CheckSum

Rebound packet: If succeed, rebound data divides nn byte

F0H nn+3 F6H address xx xx CheckSum

3.3.1.5 **WriteByteBlock()**

Function: write into data to tag, take byte as unit for the data, 4byte at most for once. byte address user can write is 8-223.

Command code: F5H

Command parameter: 8byte ID, 1byte express origination address, values 8-223, 1byte expresses module length, values 1-4. write data for nn byte.

Command packet: 40H 12+nn F5H id aa nn xx --- xx CheckSum

Rebound packet: if succeed, rebound data is empty

F0H 02H F5H 19H

Instruction format with reader address

Command code: F5H

Address parameter in reader

Command parameter: 8byte ID, 1byte express origination address, values 8-223, 1byte expresses module length, values 1-4. write data for nn byte.

Command packet: 40H 13+nn F5H address id aa nn xx --- xx
Checksum

Rebound packet: if succeed, rebound data is empty

F0H 03H F5H address Checksum

3.3.1.6 **WriteProtect()**

Function: set address unit of specified tag to be write protection

Command code: F4H command code

Command parameter: 8byte ID, 1byte address, values 8-223

command packet: 40H 0BH F4H ID aa Checksum

Rebound data: If succeed, leading code of rebound packet is F0H, data part is empty

F0H 02H F4H 1AH

Command format with reader address.

Command code: F4H command code

Address parameter of reader

Command parameter: 8byte ID, 1byte address, values 8-223

command packet: 40H 0CH F4H address ID aa Checksum

Rebound data: If succeed, leading code of rebound packet is F0H, data part is empty

⌈F0H 03H F4H address CheckSum⌋

3.3.1.7 **ReadWriteProtect()**

Function: read appointed tag if write protection

Command code: F3H

Command parameter: 8byte ID, 1byte origination address, values0-223

Command packet: ⌈40H 0BH F3H ID aa CheckSum⌋

Rebound data: if succeed,leading code of rebound packet is F0H, 1byte in data part

| | |
|---|------------------------------------|
| 0 | unprotected, ⌈F0H 03H F3H 00H 1AH⌋ |
| 1 | protected, ⌈F0H 03H F3H 01H 19H⌋ |

Instruction format with reader address

Command code: F3H

Address parameter in reader

Command parameter: 8byte ID

1byte origination address, values 0-223

command packet: ⌈40H 0CH F3H address ID aa CheckSum⌋

Rebound data: if succeed, leading code of rebound packet is F0H, 1byte in data part

| | |
|---|---|
| 0 | unprotect, ⌈F0H 04H F3H address 00H CheckSum⌋ |
| 1 | protected, ⌈F0H 04H F3H address 01H CheckSum⌋ |

3.3.1.8 **WriteAByte()**

Function: write into data to tag, take byte as unit for the data, 4byte at most for once. byte address user can write is 8-223.

Command code: F2H

Command parameter: 8byte ID, 1byte express origination address, values 8-223, 1byte expresses module length, values 1-4. write data for nn byte.

Command packet: [40H 12+nn F2H id aa nn xx --- xx CheckSum]

Rebound packet: if succeed, rebound data part is empty

[F0H 02H F2H 1CH]

Note: this command adopts to write data to tag by one byte and one byte, slow in rate, only used in the case when tag does not support no.5 writing instruction.

Command format with reader

Command code: F2H

Address parameter in reader

Command parameter: 8byte in ID, 1byte expresses origination address, values 8-223, 1byte expresses module length (nn), values 1-4, written data of nn byte.

command packet: [40H 13+nn F2H address id aa nn xx --- xx CheckSum]

Rebound packet: if succeed, rebound data is empty

☐F0H 03H F2H address CheckSum☐

3.3.2 Read write EPC C1G2command format

Memory bank of IS08000-6Ctag divides into 4 areas.

- A. EPC area: area of storing EPC code, stores 96bits EPC code at most, can read and write.
- B. TID area: keep ID number set by tag manufacturer, 32 and 64Bits two type ID for now.
- C. User area: this area is different for various manufacturer.G2 tag from Inpinj company has no user area,company of Philips has 96 Bits,can write and read
- D. Password area:has 32bits visit password and 32Bits kill password, can read and wirte

3.3.2.1 EPC1G2_ListTagID()

Function: Identify tag ID under radiation range of antenna, according to mask code condition.

Command code: EEH

Command parameter 1:1byte men, choose for data area.

| | |
|---|---------------------|
| 0 | password area |
| 1 | EPC code |
| 2 | IDnumber of TID tag |
| 3 | User |

Command parameter 2: 2byte, introduces origination of mask code.

Command parameter 3: 1byte, introduces mask code length

Command parameter 4: m byte, mask
 If $LEN \div 8 = 0$, then $m = LEN / 8$
 If $LEN \div 8 \neq 0$, then $m = \lfloor LEN / 8 \rfloor + 1$

Command parameter 4: m byte, mask

Command packet: $40H \ m+6 \ EEH \ mem \ addr \ LEN \ Mask \ CheckSum$

Rebound data: If succeed, byte of rebound data part = list number of read tag M (1byte) + (transmitted tag number L (≤ 8) * 8(ID)) * L (EPC digits + EPC))

Note: $LEN=0$ expresses all tag ID can be identified under range of antenna radiation

EPC digit: 00H-0Word, 01H-1Word, 02H-2Word,, FFH-256Word

$F0H \ 3+L*N \ EEH \ M \ L*N \ CheckSum$

Command format with reader address

Command code: EEH

Address parameter in reader

Command parameter 1: 1byte mem, choose for data area

| | |
|---|---------------|
| 0 | password area |
| 1 | EPC code |

| | |
|---|----------------------|
| 2 | ID number in TID tag |
| 3 | User |

Command parameter2:2byte, introduces origination address of mask

Command parameter3:1byte, introduces mask length LEN.

Command parameter4: m byte, mask;If $LEN \div 8 = 0$, then $m = LEN/8$ If $LEN \div 8 \neq 0$, then $m = \lfloor LEN/8 \rfloor + 1$

Command packet: $\text{40H } m+7 \text{ EEH address mem addr LEN Mask CheckSum}$

Rebound data: If succeed, byte of rebound data part= list number of read tagM (1byte) + (transmitted tag numberL (≤ 8)*8(ID))*L (EPC digits+EPC))

Note: $LEN=0$ expresses that all identified ID under the range of antenna radiation

EPC digits:00H-0Word,01H-1Word,02H-2Word,.....,FFH-256Word

$\text{F0H } 4+L*N \text{ EEH address M } L*N \text{ CheckSum}$

3.3.2.2 **EPC1G2_GetIDList ()**

Function: electronic tag ID got from reader EMS memory

Command code: EDH

Command parameter: 2byte. First byte is serial number of commence, second byte is tag number m (≤ 8)

Command packet: $\text{40H } 04\text{H } \text{EDH no } m \text{ CheckSum}$ command packet

Rebound data: If succeed, digits of rebound data= (1byte tag number M*L Bytes (EPC digit+EPC)

⌈F0H 2+L*8 EDH L*M CheckSum⌋

Command format with reader address.

Command code: EDH

Address parameter with address

Command parameter: 2byte.First byte is serial number of commence, second byte is tag number m (<=8)

Command packet:⌈40H 05H EDH address no m CheckSum⌋

Rebound data: If succeed, digit of rebound data part= (1byte tag numberM*L Bytes (EPC digit+EPC)

⌈F0H 3+L*8 EDH address L*M CheckSum⌋

3.3.2.3 **EPC1G2_ReadWordBlock()**

Function: read data from designate area of tag, data block is 16 bits in length, unit in word.

Command code: ECH

Command parameter1:1byte EPC digits L, introduces word number for EPC

Command parameter2: L*2byte EPC number, introduces to read which tag data

Command parameter 3:1byte mem, choose data area

| | |
|---|---------------------|
| 0 | Password area |
| 1 | EPC number |
| 2 | IDnumber in TID tag |
| 3 | User |

Command parameter4:1byte origination address (Unite: word)

Command parameter 5:1byte data length len

Command parameter6:4byte AccessPassword, password

command packet: 40H 10+L*2 ECH L EPC mem addr len

AccessPassword CheckSum command packet

Rebound data: If succeed, rebound data part is len*2byte data

F0H len*2+2 ECH xx xx CheckSum

Note: Access passwords just works when password area is in password lock.

Command format with reader address

Command code: ECH

Address parameter in reader

Command parameter1:1byte EP digit L, introduces word number of EPC

Command parameter2: L*2byte EPC number, introduces to read which tag data.

Command parameter3:1byte mem, choose for data area

| | |
|---|----------------------|
| 0 | password area |
| 1 | EPCnumber |
| 2 | ID number in TID tag |
| 3 | User |

Command parameter 4: 1byte origination address (unit: word)

Command parameter 5: 1byte data length (unit: word)

Command parameter 6: 4byte AccessPassword, password

command packet: \llbracket 40H 11+L*2 ECH address L EPC mem addr len
AccessPassword CheckSum \rrbracket

Rebound data: if succeed, rebound data parties len*2 byte dataxx.

\llbracket F0H len*2+3 ECH address xx xx CheckSum \rrbracket

3.3.2.4 **EPC1G2_WriteWordBlock()**

Function: write data into tag; write data length is unit by word.

Command code: EBH

Command parameter 1: 1byte EPC digits L, introduces word number for EPC code.

Command parameter 2: L*2 byte EPC number

Command parameter 3: 1byte mem, choose data area MemBank

| | |
|---|---------------------|
| 0 | password area |
| 1 | No use |
| 2 | IDnumber in TID tag |
| 3 | User |

Command parameter 4: 1byte origination address (unit word)

Command parameter 5: 1byte data legth len

Command parameter6: Len*2 byte data

Command parameter7:4byte accesspassword, password

Command packet: 040H 10+L*2+len*2 EBH L EPC mem addr len data
AccessPassword CheckSum

Rebound data: if succeed, rebound data is empty

0F0H 02H EBH 23H

Note: Accesspassword is only efficient when data area is locked.when unlocked, it writes none password, when data is forever locked, password is useless.

Instruction format with reader address

Command code: EBH

Address parameter in reader

Command parameter1:1byte EPC digits L, introduces word numbers of EPC code.

Command parameter2: L*2byte EPC number, introduces to write data for which tag.

Command parameter3: one byte mem, choose data area MemBank

| | |
|---|----------------------|
| 0 | Password area |
| 1 | EPC code |
| 2 | ID number in TID tag |
| 3 | User |

Command parameter4:1byte origination address.

Command parameter5: 1byte data length len(Units: word)

Command parameter6: len*2byte written data

Command parameter7: 4byte Access password, password

command packet: 40H 11+L*2+len*2 EBH address L EPC mem addr
len data AccessPassword CheckSum

Rebound packet: If succeed, rebound data part is empty.

F0H 03H EBH address CheckSum

3.3.2.5 **EPC1G2_SetLock()**

Function: set write protection in designated area of tag

Command code: EAH

Command parameter1: 1byte of EPC digits L, introduces word numbers of EPC code

Command parameter2: L*2byte EPC code, introduces to set read and write protection for which tag.

Command parameter: 1byte mem, choose protection area MemBank

| | |
|---|----------------------|
| 0 | Kill Password |
| 1 | Access Password |
| 2 | EPCnumber |
| 3 | ID number in TID tag |
| 4 | User |

Command parameter4: 1byte controlled word lock

| | |
|---|-----------|
| 0 | Can write |
|---|-----------|

| | |
|---|--------------------------------|
| 1 | Can write permanently |
| 2 | Write with code |
| 3 | Can not write permanently |
| 4 | can read write |
| 5 | Can read write permanently |
| 6 | Read write with code |
| 7 | Can not read write permanently |

Password 0-3 is only for EPC, TID and User 3 data areas, 4-7 is only for kill password and access password.

Command parameter 5: 4 byte access password, password.

command packet: 40H 9+L*2 EAH L EPC mem Lock AccessPassword CheckSum

Rebound data: If succeed, leading code in rebound packet is F0H, data part is empty.

F0H 02H EAH 24H

Instruction format with reader address

Command code: EAH

Address parameter in reader

Command parameter 1: 1 byte EPC digits L, introduces word numbers of EPC code

Command parameter 2: L*2 byte EPC code, introduces to set read-write protection for which tag

Command parameter 3: 1 byte mem, choose protection data area MemBank

| | |
|---|-----------------|
| 0 | Kill Password |
| 1 | Access Password |
| 2 | EPC code |

| | |
|---|---------------------|
| 3 | IDnumber in TID tag |
| 4 | User |

Command parameter4:1byte control word lock

| | |
|---|--------------------------------|
| 0 | Can write |
| 1 | Can write permanently |
| 2 | Write with code |
| 3 | Can not write permanently |
| 4 | Can read write |
| 5 | Can read write permanently |
| 6 | Read write with code |
| 7 | Can not read write permanently |

0-3is only for EPC, TID and User 3data areas, 4-7 is only for kill password and access password.

Command parameter5:4byte AccessPassword

command packet: 040H 10+L*2 EAH address L EPC mem Lock
AccessPassword CheckSum

Rebound data: if succeed, leading code of rebound packet is F0H, data part is empty

0F0H 03H EAH address CheckSum

3.3.2.6 **EPC1G2_WriteEPC ()**

Function: write EPC data into tag EPC unit, written data length is in unit of word

Command code: E7H

Command parameter1:1byte EPCdigitsL, introduces word number of EPC code

Command parameter 2: L*2byte EPC code

Command parameter3:4byte accesspassword

Command packet: 40H 7+L*2 E7H L EPC AccessPassword CheckSum

Rebound packet: if succeed, rebound data part is empty

F0H 02H E7H 27H

Note: Accesspassword works only when data area is locked by password. when data not locked, can write none password, if data is forever locked, password is useless.

Command format with reader address

Command code: E7H

Address parameter in reader

Command parameter1:1byte EPC digits L,introduces word number of EPC code.

Command parameter2: L*2 byte EPC code,

Command parameter3:4byte AccessPassword

command packet: 40H 8+L*2 E7H address L EPC AccessPassword CheckSum

Rebound packet: if succeed, rebound data part is empty

F0H 03H E7H address CheckSum

3.3.2.7 **EPC1G2_changeeas ()**

Function: replace for Eas of tag, works for UCODE EPC G2 tag of Philips only.

Command code: E5H

Command parameter1: 1byte EPC digits L, introduces word numbers of EPC code

Command parameter2: L*2byte EPC number, introduces to replace for which tag.

Command parameter3: state EASstate 1digit, 0-no alarm, 1-alarm

Command parameter4: Access password 4 byte

command packet: 040H 8+L*2 E5H L EPC EASstate AccessPassword CheckSum

Rebound packet: if succeed, rebound data part is empty

0F0H 02H E5H 29H

Command format with reader address

Command code: E5H command code

Address parameter in reader

Command parameter1: 1byte EPC digits L, introduces word number of EPC code.

Command parameter2: L*2byte EPC code, introduces to replace for which

tag.

Command parameter3: state EASstate 1byte 0-no alarm, 1-alarm

Command parameter4: AccessPassword 4 byte

Command packet: 40H 9+L*2 E5H address L EPC EASstate
AccessPassword CheckSum

Rebound packet: If succeeds, rebound data is empty.

F0H 03H E5H address CheckSum

3.3.2.8 **EPC1G2_EasAlarm()**

Function: EAS replaced tag responds alarm, works for UCODE EPC G2 tag of Philips only.

Command code: E4H

None command parameter

Command packet: 40H 02 E4H DAH

Rebound packet: If detected tag alarms, rebound data is empty.

F0H 02H E4H 2AH

If tag is not alarm, tag does not work for the instruction, rebound packet is:

F4H 03H E4H 02H 2AH

Data part is wrong information, did not detect tag

Instruction format with reader address

Command code: E4H

Address parameter in reader

None command parameter

command packet: 40H 03H E4H address CheckSum

Rebound packet: If detected tag alarm, rebound data part is empty

F0H 03H E4H address CheckSum

If tag is not alarm, tag does not response for instruction, rebound packet is:

F4H 04H E4H address 02H CheckSum, Data part is wrong information, fail to detect tag.

3.3.2.9

EPC1G2_ReadProtect()

Function: operates read protection to specified tag, tag can not read EPC content after success. Only efficient to tag of Philips and UCODE G2XM

Command code: E3H

Command parameter1: 4byte AccessPassword

Command parameter2: 1byte EPC digits L, L=1—6, introduces word number of EPC code

Command parameter3: L*2byte EPC code, introduces to write data for which tag

Command packet: 40H 7+L*2 E3H AccessPassword L EPC CheckSum

Rebound packet: If succeed, rebound data part is empty

⌈F0H 02H E3H 2BH⌋

Instruction format with reader address

Command code: E3H

Address parameter in reader

Command parameter1:4byte

Command parameter2:1byte EPC digitL, L=1—6, introduces word number of EPC code

Command parameter3: L*2byte EPC code, introduces to write data for which tag

command packet:⌈40H 8+L*2 E3H address AccessPassword L EPC CheckSum⌋

Rebound packet: If succeed, rebound data part is empty

⌈F0H 03H E3H address CheckSum⌋

3.3.2.10

EPC1G2_RSTReadProtect()

Function:release from read protection to designated tag,tag can read EPC content after success.Note:there is only one tag in field,works for UCODE G2XM tag of Philips

Command code: E2H command code

Command parameter1:4 byte AccessPassword

command packet: 40H 06 E2H AccessPassword CheckSum

Rebound packet: If succeed, rebound data part is empty

F0H 02H E2H 2CH

Command format with reader address

Command code: E2H

Address parameter in reader

Command parameter1:4byte AccessPassword

Command packet: 40H 07 E2H address AccessPassword CheckSum

Rebound packet: If succeed, rebound data part is empty

F0H 03H E2H address CheckSum

3.3.3 Read write ISO18000-6D

command format

ISO18000-6D has no data area, TK901 has 8 pages of data area, 8byte in each page, every page can be write protection individually. It can write once some page is written protection.

3.3.3.1 ISO18000-6D_ListID ()

Function: list all discernible tag under the range of tag radiation.

Command code: CEH

Command code: none command parameter

command packet: 40H 02H CEH F0H

Rebound data: If succeed, rebound data part byte=list tag numbers of this readingM (1byte) + (sending tag number for this time L (≤ 8))*8(ID)

F0H 3+L*8 CEH M L*8 CheckSum

Command format with reader address

Command code: CEH

Address parameter in reader

None command parameter

Command packet: 40H 03H CEH address CheckSum

Rebound data: If succeed,byte in rebound data part = list tag numbers of this readingM (1byte)+(sending tag number for this time L (≤ 8))*8(ID)

F0H 4+L*8 CEH address M L*8 CheckSum

3.3.3.2 **ISO18000-**

6D_ListIDReport()

Function: get electronic tag ID (passed rfs-listID command) from reader EMS memory

Command code: CDH

Command parameter1:1byte is origination serial number ADDR

Command parameter1: 1byte is tag numberM (≤ 8)

⌈40H 04H CDH ADDR M CheckSum⌋

Rebound data: If succeed, byte in rebound data= (tag number*8(ID)

⌈F0H 2+M*8 CDH M*8 CheckSum⌋

Command format with reader address

Command code: CDH

Address parameter in reader

Command parameter1: 1byte is origination serial number

Command parameter: 1byte is tag numberM (≤ 8)

Command packet: ⌈40H 05H CDH address ADDR M CheckSum⌋

Rebound data: If succeed, byte in rebound data= (tag number*8(ID)

⌈F0H 3+M*8 CDH address M*8 CheckSum⌋

3.3.3.3 **ISO18000-**

6D_ReadPageBlock()

Function: to read one piece of data in designated tag.length of data area is in unit of page (8bytes).TK901has 15 pages data area, the final page is data of write protection.All pages can read, the final page can not read, can read one pag each time.

Command code: CCH command code

Command parameter1:8byte ID

Command parameter1:1byte expresses origination address AA, values0-7

Command parameter1:1byte expresses data length nn (unit page), values 1-8.

Command packet: 40H 0CH CCH ID aa nn CheckSum

Rebound packet: if succeed, rebound data part is data in nn byte.

F0H nn+2 CCH xx xx CheckSum

Command format in reader address

Command code: CCH

Address parameter in reader

Command parameter1:8byte ID

Command parameter1:1byte expresses origination address aa (unit: page), values0-7

Command parameter1:1byte expresses data length nn(unit:page),values 1-8.

Command packet: 40H 0DH CCH address ID aa nn CheckSum

Rebound packet:If succes, rebound data part is data of nn byte

F0H nn+3 CCH address xx xx CheckSum

3.3.3.4

ISO18000-

6D_WritePageBlock()

Function: write data to specified area in designated tag, written data length is in unit of page, 1 page at most for once.

Command code: CBH

Command parameter: 8byte ID, 1byte expresses origination address aa (unit: page), values 1-7, written data of 8byte

Command packet: 40H 13H CBH id aa xx --- xx CheckSum

Rebound packet: If succeed, rebound data part is empty

F0H 02H CBH 43H

Command format with reader address.

Command code: CBH command code

Address parameter in address

Command parameter: 8byte ID (ID compositor in tag is standard). 1byte expresses origination aa (unit: page), values 1-7, 8byte of written data.

Command packet: 40H 14H CBH address id aa xx --- xx CheckSum

Rebound packet: If succeed, rebound data part is empty.

F0H 03H CBH address CheckSum

3.3.3.5

ISO18000-6D_SetProtect()

Function: set appointed area in specified tag to be written protection

Command code: CAH

Command parameter1:8byte ID

Command parameter1:1byte expresses origination address aa (unit: page),
values1-7

Command parameter1:1byte expresses data length nn (unit: page),
values1-7

Command packet: 40H 0CH CAH ID aa nn CheckSum

Rebound data: If succeed, leading code of rebound packet is F0H, data part
is empty

F0H 02H CAH 44H

Command format with reader address

Command code:CAH

Address parameter in reader

Command parameter1:8byte ID

Command parameter1:1byte expresses origination address aa (unit: oage),
values1-7

Command parameter1:1byte expresses data length nn (unit: page),
values1-7

Command packet: 40H 0DH CAH address ID aa nn CheckSum

Rebound data: If succeeds, leading code in rebound packet is F0H, data part is empty

⌈F0H 03H CAH address CheckSum⌋

3.3.3.6 **ISO18000-6D_GetProtect()**

Function: Read specified address unit in designated tag if written protection

Command code: C9H

Command parameter1:8 byte ID

Command parameter1:1byte expresses origination address aa =0FH

Command parameter1:1byte expresses data length nn=1

Command packet: ⌈40H 0CH C9H ID 0FH 01H CheckSum⌋

Rebound data: If succeed, leading code in rebound packet is F0H, data part divides 2byte a and b.

⌈F0H 04H C9H a b CheckSum⌋

Byte b from LSB to MSB expresses 0-7 data page, byte a from LSB to MSB-1 expresses 8-14 data page, each Bit=0 expresses this page is unlocked, Bit=1expresses this page is locked.

Command format with reader address

Command code: C9H

Address parameter in reader

Command parameter1:8byte ID

Command parameter1:1byte expresses origination address aa =0FH

Command parameter1:1byte expresses data length nn=1.

Command packet: 40H 0DH C9H address ID 0FH 01H CheckSum

Command packet

Rebound data: If succeed, leading code in rebound packet is F0H, data part divides 2 byte a and b.

F0H 05H C9H address a b CheckSum

Byte b from LSB to MSB expresses 0-7 data page,MSB of byte a expresses 15th systematic page,each bit=0 expresses this page is unlocked,bit=1 expresses this page is locked.

3.4 Collection of operation command

3.4.1 EPC Class1Gen2command

| Serial number | command | function |
|---------------|---------|--|
| 1 | EEH | To identify tag ID under radiation range of antenna by mask conditions |
| 2 | EDH | to get listed electronic tag ID from reader memory |
| 3 | ECH | To read bloack data in appointed data area of appointed tag |
| 4 | EBH | to write data in appointed data area of tag |
| 5 | EAH | Set appointed data area to be write protection in appointed tag |
| 6 | E7H | write EPC data into EPC unit of tag |
| 7 | E5H | reboot Eas state of tag |
| 8 | E4H | EAS SET tag response for alarm |
| 9 | E3H | to do read protection for appointed tag |

| | | |
|----|-----|---|
| 10 | E2H | To do release read protection for appointed tag |
|----|-----|---|

3.4.2 ISO18000-6Bcommand

| Serial number | comm and | function |
|---------------|----------|---|
| 1 | FEH | list readable tag ID under the range of antenna radiation |
| 2 | FDH | to read electronic tag ID from memory of reader |
| 3 | FBH | list readable tag ID in the range of antenna radiation according to parameters as follows |
| 4 | F6H | To read block data of appointed tag |
| 5 | F5H | Write data in address of appointed tag |
| 6 | F4H | Set appointed address unit in tag to be write protection |
| 7 | F3H | To read if appointed address of tag write protection |
| 8 | F2H | Write data to appointed address unit of tag |

3.4.3 ISO18000-6Dcommand

| Serial number | comm and | function |
|---------------|----------|---|
| 1 | CEH | list readable tag ID under the range of antenna radiation |
| 2 | CDH | to get listed electronic tag ID from reader memory |
| 3 | CCH | To read block data in appointed address of tag |
| 4 | CBH | write data to appointed address unit of tag |
| 5 | CAH | set address unit in appointed tag to be write protection |
| 6 | C9H | To read if appointed address of tag write protection |

3.4.4 Other command

| Serial number | comm and | function |
|---------------|----------|--|
| 1 | 01H | set operation baud rate for RS232 interface |
| 2 | 02H | get version numbers of hardware and software in reader |
| 3 | 03H | set relay state in reader |
| 4 | 04H | set launch power coefficient in reader |
| 5 | 05H | set frequency tunnel number of microwave signal launched by reader. |
| 6 | 06H | To read operation parameter from last command |
| 7 | 09H | set basic operation parameter of baud rate, launch frequency, output power in reader |

| | | |
|----|-----|--|
| 8 | 0AH | choose to receive and send signal from which antenna |
| 9 | 0EH | reader reboot |
| 11 | 11H | set reader time |
| 12 | 12H | to get reader time |
| 13 | 13H | increase new list based on original one in reader |
| 14 | 14H | delete new list based on original one in reader |
| 15 | 15H | to read stored white list in reader |
| 16 | 16H | to read stored tag record in reader |
| 17 | 17H | delete all tag record stored in reader |
| 18 | 30H | set reader network address |
| 19 | 31H | to get network address in reader |
| 20 | 32H | set reader network MAC |
| 21 | 33H | get reader network MAC |

3.5 Electronic tag storage area and

notes

- Memory Bank of EPC Class1 Gen2 tag divides to be 4 areas.
 - EPC area (EPC): Storage area of EPC code leaves 96 Bits EPC code at most for now, can read and write.
 - TID area: Keep sett ID numbers by tag manufacturer, there are 32 and 64Bites two kinds for now, can read, can not write.
 - User: different area for different manufacturer,G2 tag of Impinj company has no user.NXP company has 96 Bits,can read ,can write.
 - Password: has 32Bits access password, and 32 bits kill password.Can read, can write, can make different protection for these two areas.

EPC Class1 Gen2tag can set different protection mode for different storage area, protection mode of each storage area is of 4 types:

- EPC, TID and user of G2 tag.

Read in EPC, TID and user area of G2tag is not protected, write protection function

Writeable from any state---can write none accesspassword,can set password lock or permanent write or permanent lock.

Permanently writable---can wite none accesspassword,and can not be passwordlocked or permanent locked.

Writable from secured state---can write in the case of know accesspassword

Never writable---can not write even know password.

Read and write in password area of G2 tag can be protected,read-write protection state in password area does not affect usage of password,and can put protection function to these 2 areas.

Readable and Writeable from any state---can read and write none accesspassword, can be password secured or permanent read write or permanent secured.

Can read and write none accesspassword, and can not be password secured later.

In the case of knowing password, can read and revise password, can set to be permanent secured or permanent read-write later

Can not read or revise password, even know it.

Note: set tag read and write protection,must know tag accesspassword.

2. Memory bank in the tag of ISO-18000-6B divides to two area, storage capacity inside is 2048bits, and divides to be 256 byte.there is one

address for each byte, 0-255 in correspondence.

- Address 0-7 eight byte (64bits): is tag ID numbers, solidfy before products come out, can not be revised.
- Address 8-233 user information can be left in user aera,can self-distributed accoding to details,can be revised and locked,but can not revise once loced and unlocked.
- Address224-255 writes protection byte.

4 SDK software development

4.1 SDK compose

Package in VI-85 module provides SDK; it mainly composes with files as follows:

- A. Reader1000DLL.dll file --- dynamic connection
- B. Reader1000DLL.lib file --- state connection
- C. Reader1000API.h file ---State file in API function
- D. Reader1000SDK catalogue---Including example procedure of learning API function

4.2 Design introduction

4.2.1 Basic constant and figure

4.2.1.1 Constant definition

| description | introduction |
|------------------------------|--|
| #define ID_MAX_SIZE_64BIT 8 | ID numbers in electronictag is 64bit |
| #define ID_MAX_SIZE_96BIT 13 | ID numbers in electronictag is 128bit |
| #define MAX_LABELS 100 | Can not be more than 100 tags for one time of read write operation |

4.2.1.2 APIfunction rebound code

| #define _OK | 0x00 | // operation success |
|-------------|------|----------------------|

| | | |
|--|------|--|
| wrong information in communication | | |
| #define _init_rs232_err | 0x81 | //initialization failed in communication interface |
| #define _no_scanner | 0x82 | //can not find reader |
| #define _comm_error | 0x83 | //wrong in send and receive communication data |
| #define _baudrate_error | 0x84 | // mistake in set baud rate |
| // rebound mistake information from reader | | |
| #define _no_antenna | 0x01 | //fail to connect antenna |
| #define _no_label | 0x02 | //fail to detect tag |
| #define _invalid_label | 0x03 | //illegal tag |
| #define _less_power | 0x04 | //read write power is not enough |
| #define _write_prot_error | 0x05 | //area write protection |
| #define _check_sum_error | 0x06 | //adjustment and mistake |
| #define _parameter_error | 0x07 | //parameter wrong |
| #define _memory_error | 0x08 | //data area not exist |
| #define _password_error | 0x09 | //password not correct |
| #define _killpassword_error | 0x0a | //G2tag kills password to be 0 |
| #define _nonlicet_command | 0x0b | //illegal command |
| #define _nonlicet_user | 0x0c | //illegal user with unmatched password |
| #define _invalid_command | 0x1e | // Inefficient command,say,command of wrong parameter |
| #define _other_error | 0x1f | //unknown command |
| //function input wrong | | |
| #define _no_cardID_input | 0x20 | //other mistake |

4.2.1.3

Data type definition

```
Typedef USHORT apiReturn; // rebound value type of function
```

One type of apiReturn value will be rebound after all API function executed, can judge if function executed successfully from the value, if failure, what is failure reason, and so on...

4.2.1.4

Parameter figure in reader

```
Typedef struct tagReader1000Param
```

{

BYTE BaudRate; //Communication rate of Serial
port, values 00H-08H, represents rate and command.

BYTE Power; //Launch power, values 30-160.

BYTE Min_Frequency; //

Origination of sending microwave signal frequency, values 1-63

BYTE Antenna; //1-ant1, 2-ant2, 4-ant3, 8-ant4

Antenna options.

BYTE WorkMode; //

Work mode of reader: 1-timing mode, 2.spring mode, 3.command
mode 4.timing mode, 5.spring mode

BYTE ReadInterval; // 0-10ms, 1-30ms, 2-50ms

Interval of read

BYTE OutMode; //

Output mode of card number.

BYTE TriggerMode; //Spring mode

BYTE IDPosition; //

Deposit address of card number in electronic tag.

BYTE IfTestValidity; //If tag is legal

```
BYTE OutInterface;    //(Wiegand26, Wiegand34, RS485, RS232,
RJ45) output interface and format of card number
```

```
BYTE NumofCard;      //Most amount in card reading
```

```
BYTE Power2;         //
```

Launch power coefficient2, values: 30-160

```
BYTE TagType;        //01H-ISO18000-6B,02H-EPCC1,04H-
ISO18000-6C,08H-ISO18000-6D
```

Tag types

```
BYTE WiegandWidth;   //Weigand Value of Impulse width
```

```
BYTE WiegandInterval; //Weigand Value of impulse interval
```

```
BYTE ID_Start;       //
```

Origination of output card number, values0-4

```
BYTE Max_Frequency;  //
```

Ending origination in transmitting microwave signal frequency, values1-63

```
BYTE ReadDuration;   // RF emission duration ,just directed at tag
ISO18000-6D 10ms,1-20ms,2-30ms,3-40ms
```

RF emission duration, just directed at tag ISO18000-6D

```
BYTE StandardTime;   //Standard output interval, default is
120s,1-255
```

```
BYTE EnableBuzzer;   //Enable buzzer0: unable buzzer
```

```
BYTE ReaderAddress;    //
```

Reader address0-255,0and 255 is address of broadcast

```
BYTE HostIP1;          //
```

Epigyny machine IP address

```
BYTE HostIP2;          // Epigyny machine IP address
```

```
BYTE HostIP3;          // Epigyny machine IP address
```

```
BYTE HostIP4;          // Epigyny machine IP address
```

```
BYTE HostPort1;        // Epigyny machine IP address
```

Epigyny machine interface

```
BYTE HostPort2;        // Epigyny machine IP address
```

```
BYTE Reserve29;        // Reservation
```

```
BYTE Reserve30;        // Reservation
```

```
BYTE TX_Mode;          //
```

Emission mode: 0expresses receive and emission mode, 1expresses emission mode

```
BYTE Modulation;        //Confection set: 0expresses no confection
signal, 1 expresses with confection signal
```

```
} Reader1000Param;
```

4.2.1.5 Function rebound code

When commands fail to be executed, function rebound with wrong code.

Usual wrong code:

| command | function |
|----------|--|
| 00(00H) | command succed or test correctly |
| 01(01H) | Antenna fail to connect |
| 02(02H) | fail to test tag |
| 03(03H) | illegal tag |
| 04(04H) | read power is not enough |
| 05(05H) | this area read write protection |
| 06(06H) | adjustment and mistakes |
| 07 (07H) | parameter mistake |
| 08 (08H) | data area non-exsit |
| 09 (09H) | wrong password |
| 10 (0AH) | destroyed password is 0 |
| 11(0BH) | when reader is positive in work,it receives AutoMode and Reboot command,other command is illegal command |
| 12(0CH) | illegal user ,unmatched with password |
| 13(0DH) | expresses RF interference from outside |
| 14 (0EH) | expresses tag read protection |
| | |
| 30(1EH) | expresses invalid command,wrong command of parameter |
| 31(1FH) | unknown command |
| 32(20H) | other errors |
| | |

4.2.2 Control command function

4.2.2.1 Connect reader

Connection by serial port

```
apiReturn ConnectScanner(HANDLE *hScanner, char *szPort, int
nBaudRate);
```

Function: establish communication connection with reader, and set communication rate

Input parameter

SzPort: Character pointers directed at communication port, eg. "COM1, COM2".....

nBaudRate: Baurd rate of Serial port communication, efficient communication rates:9600,19200,38400,57600,115200

Output parameter

Judge if connect successfully according to rebound apiReturn value in function, or failure reason.

Hscanner: reader handle

Command with reader address

```
apiReturn __stdcall ConnectScanner(HANDLE *hScanner, char *szPort, int
nBaudRate,int Address);
```

Function: establish communication connection with reader and set communication rate.

Input parameter

szPort : word pointer, directed at communication port,say: serial port COM1"COM2".....

nBaudRate: Baurd rate in communication of serial port, efficient communication rate has: 9600, 19200, 38400, 57600, 115200

Address: Reader address

Input parameter: judge if connection succeed according to apiReturn value

of rebound function, or failure reason

hScanner: reader handle

Connection by network:

```
apiReturn _stdcall Net_ConnectScanner(SOCKET *hSocket,CString
nTargetAddress,UINT nTargetPort,CString nHostAddress,UINT nHostPort);
```

Function: establish communication connection with reader,and set communication rate.

Input parameter

nTargetAddress: "192.168.0.1".....

nTargetPort: "1969"

nHostAddress: "192.168.0.2".....

nHostPort:eg. "5000"

Output parameter

hSocket :reader communication handle

Return: If rebound value fo function is ok,then expresses connection is succeeful or connection failure.

Note: execute this command to direct at each reader, to get correspondent reader hSocket

4.2.2.2

Disconnection

`apiReturn DisconnectScanner(HANDLE hScanner)`

`apiReturn Net_DisconnectScanner();`

Function: close connection with reader,release serial port resources

Input parameter

`hScanner`: reader communication handle

4.2.2.3 **Set baud rate**

`apiReturn _stdcall SetBaudRate(HANDLE hScanner, int nBaudRate,int RS485Address)`

`apiReturn Net_SetBaudRate(SOCKET hSocket, int nBaudRate);`

Function: set operation baud rate of RS232port

Input parameter

`hScanner/hSocket`: reader communication handle

`nBaudRate`:value:9600,19200,38400,57600,115200

`RS485Address`:

Reader RS485 net address, RS485 Address=0 expresses no net.

Rebound: If rebound value of function is ok, expresses set successfully or it is failure reason.

4.2.2.4 **Read version**

```
apiReturn GetReaderVersion(HANDLE hScanner, WORD *wHardVer, WORD
*wSoftVer,int Address)
```

```
apiReturn Net_GetReaderVersion(SOCKET hSocket, WORD *wHardVer,
WORD *wSoftVer,BYTE * IPAddress);
```

Function: read version numbers of reader hardware and software

Input parameter

hScanner/hSocket:reader communication handle

RS485Address: Reader RS485 net address, RS485 Address=0expresses no net

Output parameter

wHardVer: Hardware version number in reader

WSoftVer: Software version number in reader

Rebound: if rebound value of function is ok,expresses read successfully,or read failure

4.2.2.5 Set output power

```
apiReturn SetOutputPower(HANDLE hScanner, int nPower1,int Address)
```

```
apiReturn Net_SetOutputPower(SOCKET hSocket, int nPower,BYTE *
IPAddress);
```

Function: set reader output power

Input parameter

hScanner/hSocket: reader communication handle

nPower: output power

RS485Address: Reader RS485 net address, RS485 Address=0 expresses none team net

Rebound: if rebound value of function is ok, expresses read successfully, or set in failure.

4.2.2.6 Set operation frequency

apiReturn SetFrequency(HANDLE hScanner, int Min_Frequency, int Max_Frequency, int Address)

apiReturn Net_SetFrequency(SOCKET hSocket, int Min_Frequency, int Max_Frequency, BYTE * IPaddress);

Function: set operation frequency for present reader.

Input parameter

hScanner/hSocket: reader communication handle

Min_Frequency:

Reader origination frequency, values 1-63

Max_Frequency: Reader ending frequency, values 1-63.

When Min_Frequency = Max_Frequency, reader works frequently.

RS485Address: Reader RS485 net address, RS485 Address=0 expresses none team net

Rebound: if rebound value of function is ok,expresses read successfully or set in failure.

4.2.2.7 Set reader operation

parameter

apiReturn ReadParam(HANDLE hScanner, Reader2200Param * pParam,int Address)

apiReturn Net_ReadParam(SOCKET hSocket, Reader2200Param * pParam);

Function:from reader to read operation parameter from last command.

Input parameter

hSacnner/hSocket:reader communication handle

RS485Address: Reader RS485 net address, RS485 Address=0expresses none team net

Output parameter

pParam: Rebound operation parameter in reader, 32byte.

Rebound: if rebound value of function is ok, expresses read successfully or set in failure.

4.2.2.8 Set reader operation

parameter

```
apiReturn WriteParam(HANDLE hScanner, Reader2200Param * pParam, int
Address)
```

```
apiReturn Net_WriteParam(SOCKET hSocket, Reader2200Param * pParam);
```

Function: set reader operation parameter

Input parameter

hScanner/hSocket: reader communication handle

pParam: operation parameter in reader,32byte

RS485Address:

Reader RS485 net address, RS485 Address=0expresses none team net

Rebound: if rebound value of function is ok, expresses read successfully or set in failure.

4.2.2.9 Antenna option

```
apiReturn SetAntenna(SOCKET hSocket, int Antenna,BYTE * IPaddress);
```

```
apiReturn Net_SetAntenna(SOCKET hSocket, int Antenna);
```

Function: choose to receive and send signal by which antenna.

Input parameter

hScanner/hSocket: reader handle

Antenna:

Antenna numbers, 1-1antenna, 2-2antenna, 4-3antenna, 8-4antenna

RS485Address: Reader RS485 net address, RS485 Address=0 expresses none team net

Output parameter

IPaddress: Rebound IP address in reader

Rebound: if rebound value of function is ok, expresses read successfully or set in failure.

4.2.2.10 Set relay state in reader

apiReturn SetRelay(HANDLE hScanner, int Relay,int Address)

apiReturn Net_SetRelay(SOCKET hSocket, int Relay);

Function: set relay state of reader

Input parameter

hScanner/hSocket: reader handle

Relay: Relay: 1byte.Bit0=1 is for close of relay number1, Bit1=0is disconnection of number 1 relay, Bit1=1 is for close of number 2 relay, Bit1=0 is for disconnection of relay number 2.Analogy.

RS485Address: Reader RS485 team net address, RS485Address=0 expresses no team net

Rebound: if rebound value of function is ok, expresses read successfully or set in failure.

4.2.2.11 Reboot reader

`apiReturn Reboot(HANDLE hScanner, int Address);`

`apiReturn Net_Reboot(SOCKET hSocket);`

Function: replace reader, same to electrify for reader.

Input parameter

`hScanner/hSocket`:reader communication handle

`RS485Address`: Reader RS485 team net address, `RS485Address=0`
expresses no team net

Rebound: if rebound value of function is OK, expresses read successfully or set in failure.

4.2.2.12 time set

`apiReturn SetReaderTime(HANDLE hScanner, ReaderDate time, int Address)`

`apiReturn Net_SetReaderTime(SOCKET hSocket, ReaderDate time)`

Function: in time of epigyny, set reader time

Input parameter

`hScanner/hSocket`:reader communication handle

Time: time of epigyny, 6 byte

`RS485Address`: Reader RS485 team net address,`RS485Address=0`
expresses no team net

Rebound: if rebound value of function is ok, expresses read successfully or

set in failure.

4.2.2.13 gain time

apiReturn GetReaderTime(HANDLE hScanner, ReaderDate *time, int Address)

apiReturn GetReaderTime(SOCKET hSocket, ReaderDate *time)

Function: read time of reader.

Input parameter

hScanner/hSocket: reader communication handle

RS485Address: Reader RS485 team net address, RS485Address=0 expresses no team net

Output parameter

Time: time to rebound reader, 6byte

Rebound: if rebound value of function is ok, expresses read successfully or set in failure.

4.2.2.14 append list

apiReturn AddLableID(HANDLE hScanner, int listlen, int datalen, BYTE *data)

apiReturn AddLableID(SOCKET hSocket, int listlen, int datalen, BYTE *data)

Function: to append white list in reader

Input parameter

hScanner/hSocket: reader communication handle

Listlen: additive list number

Datalen: length of each list

Data: Append list

Rebound: if rebound value of function is ok,expresses read successfully or set in failure.

4.2.2.15 delete list

apiReturn DelLableID(HANDLE hScanner, int listlen, int datalen, BYTE * data)

apiReturn DelLableID(SOCKET hSocket, int listlen, int datalen, BYTE * data)

Function: delete appointed list in reader

Input parameter

hScanner/hSocket: reader communication handle

Listlen: list

Datalen: length of each list

Data: Appointed list to delete

Rebound: if rebound value of function is ok, expresses read successfully or

set in failure.

4.2.2.16 Get list

apiReturn GetLableID(HANDLE hScanner, int startaddr, int listlen, int
*relistlen, int *taglen, BYTE * data)

apiReturn GetLableID(SOCKET hSocket, int startaddr, int listlen, int
*relistlen, int *taglen, BYTE * data)

Function: to read list in reader

Input parameter

hSacnner/hSocket: reader coummunication handle

Startaddr: origination list

Listlen: list numbers to read

Output parameter

Relistlen: actual read list

Taglen: length of each list actual read

Data: Read list

Rebound: if rebound value of function is ok, expresses read successfully or
set in failure.

4.2.2.17 Gain record

```
apiReturn GetRecord(HANDLE hScanner, ReaderDate *stime, ReaderDate
*etime, int startaddr, int listlen, int *relistlen, int *taglen, BYTE * data)
```

```
apiReturn GetRecord(SOCKET hSocket, ReaderDate *stime, ReaderDate
*etime, int startaddr, int listlen, int *relistlen, int *taglen, BYTE * data)
```

Function: read identified tag record in reader

Input parameter

hScanner/hSocket: reader communication handle

stime:starting time

etime:ending time

startaddr:start record

listlen:records to read

Output parameter

relistlen:record numbers in actual read

taglen:length of each record in actual read

data:read cord

Rebound:if rebound value of function is ok,expresses read successfully or set in failure.

4.2.2.18 Delete all records

```
apiReturn DeleteAllRecord(HANDLE hScanner)
```

`apiReturn DeleteAllRecord(SOCKET hSocket)`

Function: delete all records in reader

Input parameter

`hScanner/hSocket`: reader communication handle

Rebound: if rebound value of function is ok, expresses read successfully or set in failure.

4.2.3 Network command

4.2.3.1 Set IP address for reader

`apiReturn SetReaderNetwork(HANDLE hScanner, BYTE IP_Address[4], int Port, BYTE Mask[4], BYTE Gateway[4]);`

`apiReturn Net_SetReaderNetwork(SOCKET hSocket, BYTE IP_Address[4], int Port, BYTE Mask[4], BYTE Gateway[4]);`

Function: set network IP address in reader

Input parameter

`hScanner/hSocket`: handle in reader communication port

`IP_Address[4]`: reader IP address

Port: interface number of network in reader

`Mask[4]`:

Network IP address mask in reader.

Gateway[4]:Gateway in reader

Rebound: if rebound value of function is ok, expresses read successfully or set in failure.

4.2.3.2 Gain IP address in reader

```
apiReturn GetReaderNetwork(HANDLE hScanner, BYTE *IP_Address, int
*Port, BYTE *Mask, BYTE *Gateway);
```

```
apiReturn Net_GetReaderNetwork(SOCKET hSocket, BYTE *IP_Address, int
*Port, BYTE *Mask, BYTE *Gateway);
```

Function:to get reader network IP address.

Input parameter

hScanner/hSocket:handle in communication port of reader

Output parameter

IP_Address[4]:reader IP address

Port: network port number in reader

Mask[4]: mask of network IP address in reader

Gateway[4]: Gateway in reader

Rebound: if rebound value of function is ok, expresses read successfully or set in failure.

4.2.3.3 Set reader MAC address

`apiReturn SetReaderMAC(HANDLE hScanner, BYTE MAC[6]);`

`apiReturn Net_SetReaderMAC(SOCKET hSocket, BYTE MAC[6]);`

Function: set network MAC address in reader

Input parameter

`hScanner/hSocket`: handle in communication port of reader

`MAC[6]`: network MAC address in reader

Rebound: if rebound value of function is ok, expresses read successfully or set in failure.

4.2.3.4 Get reader MAC address

`apiReturn GetReaderMAC(HANDLE hScanner, BYTE *MAC);`

`apiReturn Net_GetReaderMAC(SOCKET hSocket, BYTE *MAC);`

Function: to get network MAC address in reader

Input parameter

`hScanner/hSocket`: handle in communication port of reader

Output parameter

`MAC`: Network MAC address in reader

Rebound: If rebound value of function is ok, it expresses that set

successfully, or it is failure reason.

4.2.4 Read write ISO18000-6B

function

4.2.4.1 Identify tag IDnumber

apiReturn ISO6B_ReadLabelID(HANDLE hScanner, BYTE *IDBuffer, int *nCounter,int Address)

apiReturn Net_ISO6B_ReadLabelID(SOCKET hSocket, BYTE *IDBuffer, int *nCounter);

Function: to read all electronic ID numbers under the range of antenna radiation.

Input parameter

hScanner/hSocket: handle in communication port of reader

Output parameter

nCounter: return tag numbers that ID numbers are read

IDBuffer: Storage of read tag ID numbers

RS485Address: Reader RS485 team net address,RS485Address=0 expresses no team net

Rebound: If rebound value of function is ok, it expresses that set successfully, or it is failure reason.

4.2.4.2 Identify selected tag ID number

`apiReturn ISO6B_ListSelectedID(HANDLE hScanner, int Cmd, int ptr, BYTE Mask, BYTE *Data, BYTE *IDBuffer, int *nCounter,int Address)`

`apiReturn Net_ISO6B_ListSelectedID(SOCKET hSocket, int Cmd, int ptr, BYTE Mask, BYTE *Data, BYTE *IDBuffer, int *nCounter);`

Function: to identify ID numbers of optioned electronic tag, under the range of antenna radiation.

Input parameter

`hScanner/hSocket`:handle in communication port of reader

`Cmd`: Conditions of optioned tag

| | |
|----|-----------|
| 00 | equal |
| 01 | unequal |
| 02 | Than |
| 03 | Less than |

`Ptr`:origination address of tag data, values range0-223.

`Mask`: Data mask, each bit in the byte is correspondent to a comparable byte.0 expresses this byte is not for comparison, 1expresses that the byte is for comparison

`Data`: comparision data

`RS485Address`: Reader RS485 team net address, `RS485Address=0` expresses no team net

Output parameter

nCounter: return tag numbers of ID read

IDBuffer: Read ID number of tag deposit

Rebound: If rebound value of function is ok, it expresses that set successfully, or it is failure reason.

4.2.4.3 **Read data block**

apiReturn ISO6B_ReadByteBlock(HANDLE hScanner, BYTE *IDBuffer, BYTE ptr, BYTE len, BYTE *Data, int Address)

apiReturn Net_ISO6B_ReadByteBlock(SOCKET hSocket, BYTE *IDBuffer, BYTE ptr, BYTE len, BYTE *Data);

Function: read a section data of EMS memory on electronic tag

Input parameter

hScanner/hSocket: handle in communication port of reader

IDBuffer: desired to read ID numbers on tag.

ptr: read origination address of tag memory(0~223 Byte)

Read start address in MES memory bank of tag

len: data block length, how many byte read in once

RS485Address: Reader RS485 team net address, RS485Address=0 expresses no team net

Output parameter rebound read data

Note: $nLen$ must be ≤ 32 . $(nAddress + nLen) \leq 223$ □

Rebound: If rebound value of function is ok, it expresses that set successfully, or it is failure reason.

4.2.4.4 write data block

```
apiReturn ISO6B_WriteByteBlock(HANDLE hScanner, BYTE *IDBuffer, BYTE
ptr, BYTE len, BYTE *Data, int Address)
```

```
apiReturn Net_ISO6B_WriteByteBlock(SOCKET hSocket, BYTE *IDBuffer,
BYTE ptr, BYTE len, BYTE *Data);
```

Function: to write data into appointed address unit of tag.

Input parameter

hScanner/hSocket: handle in communication port of reader

IDBuffer: to write tag ID numbers

ptr: write start address of EMS memory in tag.

len: data block length, how many bytes to write once.

Data: to write data

Note: **ptr** should be integral times of 4 $(nAddress + nLen) \leq 223$ □

RS485Address: Reader RS485 team net address, RS485Address=0
expresses no team net

Rebound: If rebound value of function is ok, it expresses that set successfully, or it is failure reason.

4.2.4.5 **Slow write data block**

apiReturn ISO6B_WriteAByte (HANDLE hScanner, BYTE *IDBuffer, BYTE ptr, BYTE len, BYTE *Data, int Address)

apiReturn Net_ISO6B_WriteAByteBlock(SOCKET hSocket, BYTE *IDBuffer, BYTE ptr, BYTE len, BYTE *Data);

Function: write data to appointed address in tag by byte and byte.

Input parameter

hScanner/hSocket: handle in communication port of reader

IDBuffer: to write tag ID numbers

ptr: write start address of tag EMS memory(8-223)

len: data length, write how many bytes in once.

Data: desired to write data

note: $(nAddress + nLen) \leq 223$

RS485Address: Reader RS485 team net address, RS485Address=0 expresses no team net

Rebound: If rebound value of function is ok, it expresses that set successfully, or it is failure reason.

Note: the command adopts to write data into tag by byte and

byte,slow in rate.just use when tag does not support previous write instruction.

4.2.4.6 **WriteProtect**

apiReturn ISO6B_WriteProtect(HANDLE hScanner, BYTE *IDBuffer, BYTE ptr,int Address)

apiReturn Net_ISO6B_WriteProtect(SOCKET hSocket, BYTE *IDBuffer, BYTE ptr);

Function:set write protection of appointed address unit in appointed tag

Input parameter

hSacnner/hSocket:handle in communication port of reader

IDBuffer: to write tag ID numbers

Ptr: to place write protection EMS memory address of tag

RS485Address: Reader RS485 team net address,RS485Address=0 expresses no team net

Rebound: If rebound value of function is ok, it expresses that set successfully, or it is failure reason.

4.2.4.7 **ReadWriteProtect**

apiReturn ISO6B_ReadWriteProtect(HANDLE hScanner, BYTE *IDBuffer, BYTE ptr, BYTE *Protected,int Address)

apiReturn Net_ISO6B_ReadWriteProtect(SOCKET hSocket, BYTE *IDBuffer,

BYTE ptr, BYTE *Protected);

Function: read appointed address unit of appointed tag if write protection

Input parameter

hScanner/hSocket: handle in communication port of reader

IDBuffer: to write tag ID numbers to read protected EMS memory address
in tag (0-223)

RS485Address:

Reader RS485 team net address, RS485Address=0 expresses no team net

Output parameter

Protected: Protective dtate, 0-no protection, 1-protected

Rebound: If rebound value of function is ok, it expresses that set
successfully, or it is failure reason.

4.2.5 Read write EPC C1G2 function

4.2.5.1 Identify EPCnumbers

of EPC1G2 tag

apiReturn EPC1G2_ReadLabelID(HANDLE hScanner, BYTE mem, int ptr,
BYTE len, BYTE *mask, BYTE *IDBuffer, int *nCounter,int Address)

apiReturn Net_EPC1G2_ReadLabelID(SOCKET hSocket, BYTE mem, int ptr,
BYTE len, BYTE *mask, BYTE *IDBuffer, int *nCounter);

Function: read all EPC numbers in correspondence with identified electronic tag under the range of antenna radiation.

Input parameter

hSacnner/hSocket: handle in communication port of reader

mem: choose data area

| | |
|---|---------------------|
| 0 | password area |
| 1 | EPC number |
| 2 | IDnumber in TID tag |
| 3 | User |

ptr: start address of mask(Unit:Bit)

len: length of mask(Unit:Bit)

Mask, if $\text{len}/8$ is interger, then length of mask is $\text{len}/8$, if $\text{len}/8$ is not interger, mask length is $\text{len}/8+1$, final byte data in mask should be in high, low is 0

RS485Address:

Reader RS485 team net address, **RS485Address=0** expresses no team net.

Output parameter

IDBuffer: Read EPC code in tag

NCounter: Read numbers of tag

Rebound: If rebound value of function is ok, it expresses that set successfully, or it is failure reason.

Note: LEN=0 expresses all recognizable ID of tag under the range of

antenna radiation.

4.2.5.2 Read a block data

```
apiReturn EPC1G2_ReadWordBlock(HANDLE hScanner, BYTE EPC_WORD,  
BYTE *IDBuffer, BYTE mem, BYTE ptr, BYTE len, BYTE *Data, BYTE  
*AccessPassword,int Address)
```

```
apiReturn Net_EPC1G2_ReadWordBlock(SOCKET hSocket, BYTE  
EPC_WORD, BYTE *IDBuffer, BYTE mem, BYTE ptr, BYTE len, BYTE *Data,  
BYTE *AccessPassword);
```

Function: read data in EMS memory of electronic tag

Input parameter

hScanner/hSocket:handle in communication port of reader

EPC_WORD: EPClength L (Unit: word); say 96Bits EPC lengthL=6(words)

IDBuffer: selected tag EPC code

mem: Choose data area:0-password area,1-EPC code,2-TID tag ID number,
3-user

ptr: read start address(Unit :word)

len: length of read(Unit :word)

AccessPassword:4byte AccessPassword

RS485Address:

Reader RS485 team net address,RS485Address=0 expresses no team net.

Output parameter

Data: read dta

Rebound: If rebound value of function is ok, it expresses that set successfully, or it is failure reason.

Note: AccessPasswords works for password only when it is password locked

4.2.5.3 Write a block data

```
apiReturn EPC1G2_WriteWordBlock(HANDLE hScanner, BYTE EPC_WORD,
BYTE *IDBuffer, BYTE mem, BYTE ptr, BYTE len, BYTE *Data, BYTE
*AccessPassword, int Address)
```

```
apiReturn Net_EPC1G2_WriteWordBlock(SOCKET hSocket, BYTE
EPC_WORD, BYTE *IDBuffer, BYTE mem, BYTE ptr, BYTE len, BYTE *Data,
BYTE *AccessPassword);
```

Function: write data to appointed address unit in tag

Input parameter

hScanner/hSocket: handle in communication port of reader

EPC_WORD: EPC length (UNIT: word), say 96 Bits EPC length = 6 (Words)

IDBuffer: EPC code of optioned tag

mem: choose for data area

| | |
|---|---------------|
| 0 | password area |
| 2 | IDnumbers in |

| | |
|---|---------|
| | TID tag |
| 3 | User |

Ptr: to write start address(unite:WORD)

len: to write length(unite:WORD)

Data: to write data

AccessPassword:4byte AccessPassword

RS485Address:

Reader RS485 team net address, RS485Address=0 expresses no team net.

Rebound: If rebound value of function is ok, it expresses that set successfully, or it is failure reason.

Note: AccessPassword works only when data area is in password locked. Writes none password when data is unlocked. Password is useless when data is permanently locked.

4.2.5.4 **Set readwrite protection**

state

apiReturn EPC1G2_SetLock(HANDLE hScanner, BYTE EPC_WORD, BYTE *IDBuffer, BYTE mem, BYTE Lock, BYTE *AccessPassword,int Address)

apiReturn Net_EPC1G2_SetLock(SOCKET hSocket, BYTE EPC_WORD, BYTE *IDBuffer, BYTE mem, BYTE Lock, BYTE *AccessPassword);

Function:set appointed data area in tag to be write protection.

Input parameter

hSacrner/hSocket:handle in communication port of reader

EPC_WORD: EPC L(Word) 96Bits EPC L=6(Words)

EPC length L(Unit:Word),say 96Bits EPC length L=6(Words)

IDBuffer: selected EPC number of tag

mem: choose for data area

| | |
|---|----------------------|
| 0 | Kill Password |
| 1 | Access Password |
| 2 | EPCnumber |
| 3 | ID number in TID tag |
| 4 | User |

Lock: Control word lock

| | |
|---|--------------------------------|
| 0 | can write |
| 1 | can write permanently |
| 2 | Write with password |
| 3 | can not write permanently |
| 4 | can read write |
| 5 | can read write permanently |
| 6 | read write with password |
| 7 | can not read write permanently |

Note: 0-3is only for PEC,TID and user area,4-7 is only for kill password and access password.

AccessPassword: 4byte AccessPassword

RS485Add Reader RS485 network building address,RS485Address=0
expresses no network building .

Rebound:If rebound value of function is ok,it expresses that set successfully,or it is failure reason.

4.2.5.5 write EPC number

```
apiReturn EPC1G2_WriteEPC(HANDLE hScanner, BYTE len, BYTE *Data,  
BYTE *AccessPassword,int Address)
```

```
apiReturn Net_EPC1G2_WriteEPC(SOCKET hSocket, BYTE len, BYTE *Data,  
BYTE *AccessPassword);
```

Function: to write EPC data into tag EPC unite

Input parameter

hScanner/hSocket: handle in communication port of reader

len: EPClength L(Unite:word),say96Bits EPC length L=6(Words)

Data: to write EPC data

AccessPassword: 4byte AccessPassword

RS485Address:

RS485Add Reader RS485 network building address,RS485Address=0
expresses no network building .

Rebound:If rebound value of function is ok,it expresses that set
successfully,or it is failure reason.

**Note: AccessPassword works only when data area is in password
locked. Writes none password when data is unlocked. Password is
useless when data is permanently locked.**

4.2.5.6 EASstate operation

command

```
apiReturn EPC1G2_ChangeEas(HANDLE hScanner, BYTE EPC_WORD, BYTE
*IDBuffer, BYTE State, BYTE *AccessPassword,int Address)
```

```
apiReturn Net_EPC1G2_ChangeEas(SOCKET hSocket, BYTE EPC_WORD,
BYTE *IDBuffer, BYTE State, BYTE *AccessPassword);
```

Function: to replace for Easy state of tag, is for Philips and UCODE EPC G2 tag only

Input parameter

hScanner/hSocket:handle in communication port of reader

EPC_WORD: EPC length L(Unit:word),say96Bits EPC length L=6(Words)

IDBuffer:optioned EPC code of tag

State: Alert state

| | |
|---|-----------|
| 0 | Not alert |
| 1 | alert |

AccessPassword: 4byte AccessPassword,whatever accesspassword of tag is 0 or not, have to fill

RS485Address:

RS485Add Reader RS485 network building address,RS485Address=0
expresses no network building .

Rebound: If rebound value of function is ok, it expresses that set successfully,or it is failure reason.

4.2.5.7

EAS alert command

```
apiReturn EPC1G2_EasAlarm(HANDLE hScanner,int Address)
```

```
apiReturn Net_EPC1G2_EasAlarm(SOCKET hSocket);
```

Function: tag of EAS replace responses this alarm test instruction.works for UCODE EPC G2 tag of Philips.

Input parameter

hScanner/hSocket: handle in communication port of reader

RS485Address:

RS485Add Reader RS485 network building address,RS485Address=0 expresses no network building .

Return: if rebound value of function is ok, then tag alerts,or no alert.

4.2.5.8

Set read protection**(EPC1G2_ReadProtect)**

```
apiReturn _stdcall EPC1G2_ReadProtect(HANDLE hScanner,BYTE  
*AccessPassword, BYTE EPC_WORD, BYTE *IDBuffer,int Address)
```

```
apiReturn Net_EPC1G2_ReadProtect(SOCKET hSocket,BYTE  
*AccessPassword, BYTE EPC_WORD, BYTE *IDBuffer)
```

Function:to do read protection for appointed tag,tag can not read actual EPC content after success.Works for UCODE G2XM tag of Philips

Input parameter

hScanner/hSocket:handle in communication port of reader

AccessPassword: tag accesspassword

EPC_WORD: introduces word numbers of EPC code

IDBuffer:EPC, introduces to write data for which tag

RS485Address:

RS485Add Reader RS485 network building address, **RS485Address=0** expresses no network building.

Rebound: If rebound value of function is OK, it expresses that set successfully or it is failure reason.

4.2.5.9

release read protection

(EPC1G2_RSTReadProtect)

apiReturn **EPC1G2_RStreadProtect**(HANDLE hScanner, BYTE *AccessPassword,int Address)

apiReturn **Net_EPC1G2_RStreadProtect**(SOCKET hSocket, BYTE *AccessPassword)

Function:to release read protection for appointed tag,tag can read EPC content after success. Note: only one tag in the filed.and only works for UCODE G2XM tag of Philips.

Input parameter

hScanner/hSocket: handle in communication port of reader

AccessPassword: tag access password

RS485Address:

RS485Add Reader RS485 network building address,RS485Address=0
expresses no network building.

Return:If rebound value of function is OK, it means release successfully, or it is failure reason.

4.2.6 Read write ISO18000-6Dfunction

4.2.6.1 Identify tag ID number

apiReturn ISO18000-6D_ReadLabelID(HANDLE hScanner, BYTE *IDBuffer, int *nCounter,int Address)

apiReturn Net_EM4442_ReadLabelID(SOCKET hSocket, BYTE *IDBuffer, int *nCounter);

Function:identify all ID numbers of electronic tag under the range of antenna radiation

Input parameter

hScanner/hSocket: handle in communication port of reader

nMax: Reserve the parameter

RS485Address:

RS485Add Reader RS485 network building address,RS485Address=0
expresses no network building .

Output parameter

nCounterreturn to ID number of tag that read in actual

IDBuffer: to reserve ID numbers of read tag

Return:If rebound value of function is ok,it means identified
successfully,return ID number of tag,or it is failure reason.



ASKA
ul. Wędkarska 2A/B1, 04-869 Warszawa
tel. 22 4985908/9, fax 22 6177020
e-mail: ask@aska.com.pl www.kodykreskowe.com